

**PEZZI SPECIALI
IN GHISA**
per tubo in ghisa, PVC, PE

**DUCTILE IRON
FITTINGS**
for D.I., PVC, PE pipes

GAMMA PRODOTTI
PRODUCT RANGE

GIUNTI BICCHIERATI
SOCKET JOINTS

Giunti meccanici
Mechanical joints

Innesto rapido
Tyton joint

pag. **10**

SISTEMI ANTISFILAMENTO
RESTRAINING SYSTEMS

Giunti meccanici
Mechanical joints

Innesto rapido
Tyton joint

pag. **16**

GIUNTI FLANGIATI
FLANGED FITTINGS

Flangia orientabile PN 10 - 16 - 25
Revolving flange joint PN 10 - 16 - 25

Flangia fissa PN 10 - 16
Fix flange PN 10 - 16

pag. **17**

GIUNTI PER TUBI PVC - PE
JOINTS FOR PVC - PE PIPES

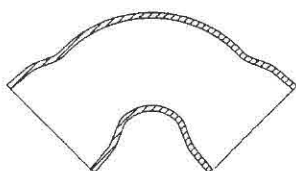
pag. **25**

GIUNTI BICCHIERATI

SOCKET JOINTS



CURVA 90°
BEND 90°



GIUNTI MECCANICI - MECHANICAL JOINTS

RHE

DN	Kg.	codice	Euro
60	12,0	GOE 0600	67.50
80	17,0	GOE 0800	83.85
100	19,7	GOE 1000	99.00
125	22,0	GOE 1250	120.00
150	30,7	GOE 1500	149.15
200	45,0	GOE 2000	212.20
250	60	GOE 2500	312.60
300	90,0	GOE 3000	422.95

INNESTO RAPIDO - TYTON JOINT

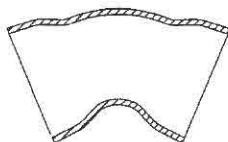
RHR

350	79,0	GOR 3500	502.45
400	108,0	GOR 4000	686.85
450	138,0	GOR 4500	877.65
500	177,0	GOR 5000	1125.70
600	285,0	GOR 6000	1812.60

700 ÷ 1000 DISPONIBILI SU RICHIESTA - TIPO AUTOMATICO TYTON
700 ÷ 1000 UPON REQUEST - PUSH FIT TYPE TYTON



CURVA 45°
BEND 45°



GIUNTI MECCANICI - MECHANICAL JOINTS

RHE

DN	Kg.	codice	Euro
60	10	GYE 0600	65.10
80	16,8	GYE 0800	77.80
100	18,8	GYE 1000	89.90
125	21,0	GYE 1250	117.10
150	29,0	GYE 1500	136.40
200	38,6	GYE 2000	185.30
250	56,0	GYE 2500	262.75
300	75,0	GYE 3000	348.95

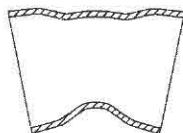
INNESTO RAPIDO - TYTON JOINT

RHR

350	58,0	GYR 3500	368.85
400	80,0	GYR 4000	508.80
450	99,0	GYR 4500	629.65
500	128,0	GYR 5000	814.10
600	186,0	GYR 6000	1182.95

700 ÷ 1000 DISPONIBILI SU RICHIESTA - TIPO AUTOMATICO TYTON
700 ÷ 1000 UPON REQUEST - PUSH FIT TYPE TYTON

GIUNTI BICCHIERATI
SOCKET JOINTS

CURVA 22° 30'
BEND 22° 30'

GIUNTI MECCANICI - MECHANICAL JOINTS
RHE

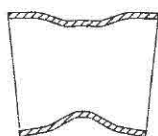
DN	Kg.	codice	Euro
80	15,6	GKE 0800	78.50
100	17,8	GKE 1000	90.95
125	20,0	GKE 1250	118.50
150	26,0	GKE 1500	137.70
200	36,6	GKE 2000	187.50
250	47,8	GKE 2500	256.80
300	66,0	GKE 3000	334.70

INNESTO RAPIDO - TYTON JOINT
RHR

350	48,0	GKR 3500	305.28
400	63,0	GKR 4000	400.70
450	78,0	GKR 4500	496.10
500	99,0	GKR 5000	629.60
600	142,0	GKR 6000	903.10

700÷1000 DISPONIBILI SU RICHIESTA - TIPO AUTOMATICO TYTON

700÷1000 UPON REQUEST - PUSH FIT TYPE TYTON


CURVA 11° 15'
BEND 11° 15'

GIUNTI MECCANICI - MECHANICAL JOINTS
RHE

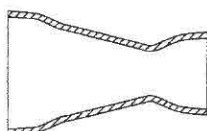
DN	Kg.	codice	Euro
80	15,6	GJE 0800	79.90
100	17,0	GJE 1000	89.46
125	20,0	GJE 1250	117.10
150	24,0	GJE 1500	133.77
200	33,0	GJE 2000	182.96
250	48,0	GJE 2500	240.60
300	64,0	GJE 3000	312.60

INNESTO RAPIDO - TYTON JOINT
RHR

350	41,0	GJR 3500	260.76
400	54,0	GJR 4000	343.40
450	76,0	GJR 4500	483.36
500	84,0	GJR 5000	534.20
600	121,0	GJR 6000	769.55

350÷1000 DISPONIBILI SU RICHIESTA - TIPO AUTOMATICO TYTON

350÷1000 UPON REQUEST - PUSH FIT TYPE TYTON

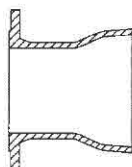

RIDUZIONE
Concentric reducer

GIUNTI MECCANICI - MECHANICAL JOINTS
RHE

DN	dn	Kg.	codice	Euro
100	80	12,3	RCE 100 I	85.45
150	100	18,4	RCE 150 L	118.90
200	150	26,8	RCE 200 N	165.45
250	200	39,5	RCE 250 P	272.00
300	250	53,4	RCE 300 Q	281.30

350÷1000 DISPONIBILI SU RICHIESTA - TIPO AUTOMATICO TYTON

350÷1000 UPON REQUEST - PUSH FIT TYPE TYTON

GIUNTI BICCHIERATI
SOCKET JOINTS

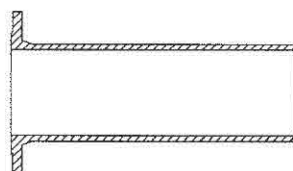
TAZZA
Flange - Socket

GIUNTI MECCANICI - MECHANICAL JOINTS
RHE

DN	Kg.	codice	Euro
60	9,0	TBE 0600	49.70
80	12,0	TBE 0800	60.55
100	13,0	TBE 1000	66.25
125	15,0	TBE 1250	76.85
150	24,0	TBE 1500	91.25
200	28,7	TBE 2000	131.65
250	38,0	TBE 2500	176.70
300	51	TBE 3000	230.10

INNESTO RAPIDO - TYTON JOINT
RHR

350	47.0	TBR 3500	246.00
400	63.0	TBR 4000	330.00
450	72.0	TBR 4500	377.80
500	93.0	TBR 5000	487.40
600	135.0	TBR 6000	707.75

700÷1000 DISPONIBILI SU RICHIESTA - TIPO AUTOMATICO TYTON
 700÷1000 UPON REQUEST - PUSH FIT TYPE TYTON


IMBOCCO
Flange - Spigot

GIUNTI MECCANICI - MECHANICAL JOINTS
RHE

DN	Kg.	codice	Euro
60	6,0	MBF 0600	43.15
65	6,0	MBF 0650	45.15
80	9,2	MBF 0800	46.10
100	10,0	MBF 1000	53.00
125	14,0	MBF 1250	66.15
150	20,0	MBF 1500	80.55
200	25,0	MBF 2000	113.55
250	43,0	MBF 2500	220.50
300	52,2	MBF 3000	239.90

INNESTO RAPIDO - TYTON JOINT
RHR

350	55,0	MBF 3500	314.20
400	87,0	MBF 4000	428.65
450	90,0	MBF 4500	515.15
500	159,0	MBF 5000	657.60
600	161	MBF 6000	920.90

700÷1000 DISPONIBILI SU RICHIESTA TYTON
 700÷1000 UPON REQUEST TYTON

